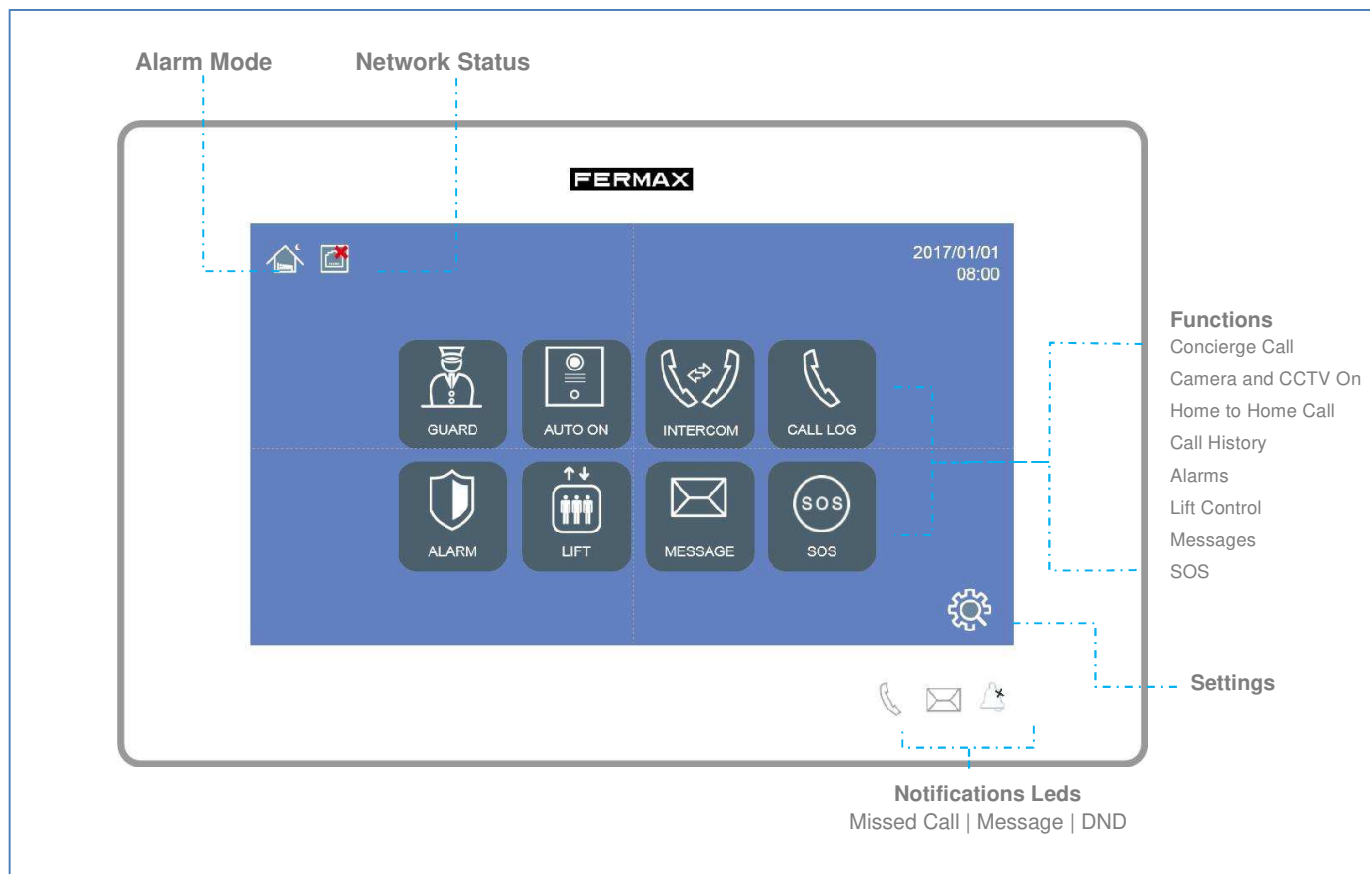


## REF. 952XXX MIO MONITOR

MIO is a capacitive touch screen monitor available in 7" and 10" versions. MIO graphical interface provides an intuitive user experience since it is design focused on a residential intercom use.



## FEATURES

- Capacitive Touch Screen (7" / 10")
- Hands Free Audio Communication
- High definition colour TFT
- Different ringtones depending on call source
- 2 Different colour options (white and black)
- Remote firmware upgrade
- Android based
- Available in 8 languages (English, Spanish, German, Polish, French, Chinese, Russian, Turkish, Hebrew)
- Remotely reset and factory settings
- Door bell connection with IP camera visualization
- IP CCTV visualization (up to 8)
- Aux IP CCTV camera visualization and aux relay operation during call (up to 4)
- Relay activation (up to 8 using relay module)
- Home Automation Ready through Apps (in 7" and 10")
- Automatic and Manual Picture Capture
- Integrated 7 zones alarm + tamper
- Lift control with feedback

## FUNCTIONS



### 1. CONCIERGE

Users can call the desired concierge by selecting it on the list shown in the user interface. If the concierge has a camera attached a video communication will be established, otherwise only audio.



### 2. PANEL AND CCTV CAMERA AUTO ON

Users can open the panel's video channel of their respective block for surveillance purpose. Once the panel communication is established, the user can take pictures, talk and open the door if wanted. The pictures can be exported to a micro SD card.

There is also possible to supervise the authorized CCTV cameras. This feature can be disabled by the installer.



### 3. AUX CAMERA AND AUX DOOR LOCK RELEASE DURING CONVERSATION

When a call is received from the panel, it is possible to display different aux cameras (up to 4) to get a different angle of view or to follow the visitor. At the same time different aux relays (up to 4) can be activated to open additional gates or barriers.



### 4. VIDEO DOOR BELL

It is possible to connect a pushbutton to the monitor so it will trigger the doorbell sound on the monitor. The door bell call can automatically display the video coming from an IP CCTV camera, increasing the security.



### 5. HOME TO HOME CALL

The monitor allows the users to call different apartments within the same community. This feature can be disabled by the installer.



### 6. CALL LOG

Users can have a clear view of their call history in the CALL LOG interface and are able to browse through the pictures taken for each call. There is possible an individual or a complete deleting of the registers.



### 7. PHOTO CAPTURE

When receiving a call, it is possible to capture automatically a photo. It is possible to take additional photos if desired. This feature can be disabled by the installer.



### 8. MESSAGES

Users can receive text messages from their property management so they can easily know if there is a package, a maintenance schedule or an import event on their community (software management required). Maximum 64 messages. This feature can be disabled by the installer.




### 9. LIFT CONTROL

Tenants can enable the lift to their visitors to access their floor at the same time the panel door lock is opened from the monitor. Tenants can call the lift before leaving their apartment, so the lift car is ready on the floor. This feature can be disabled by the installer.




### 10. ALARMS

The monitor provides 7 alarm zones management, managed under 3 simple modes:  
HOME: Lowest Security level. SLEEP: Medium Security level. OUT: Highest Security level.



### 11. SOS

User generates an SOS alarm by touching this icon several seconds, sending a message to the concierge and management software.



### 12. DO NOT DISTURB

It is possible to set the monitor to DO NOT DISTURB mode, so the calls will not produce any sound during a defined period of time. Do not disturb led will light up if this function is active.

## TECHNICAL SPECIFICATIONS

### System:

- CPU: Quad-core
- FLASH: 4GB
- SDRAM: 512 MB

### Screen:

- 7 and 10 inch format
- Capacitive touch screen
- Format: 16:9
- Resolution: 1024x600
- Brightness: 7" 200cd/m<sup>2</sup>; 10" 220cd/m<sup>2</sup>
- Contrast: 7" 400/1; 10" 450/1
- View Angle 7" :160° Horizontal, 130° vertical
- View Angle 10": 120° Horizontal, 110° Vertical

### Audio/Video Features:

- G.711 audio codec
- H.264 video codec
- RTSP compatible for CCTV IP cameras
- Audio level adjustable on conversation and mute
- Hands-free operation
- Private communication
- Selectable call melodies based on call origin

### Power Consumption:

- On standby: 200 mA (7") / 210 mA (10")
- Conversation: 500 mA (7") / 600 mA (10")

### Working voltage:

- 12 Vdc

### Connectivity:

- 1 x Ethernet RJ-45
- Doorbell input (1 alarm zone input)
- SOS button input (1 alarm zone input)
- Built in web server for configuration and remote management

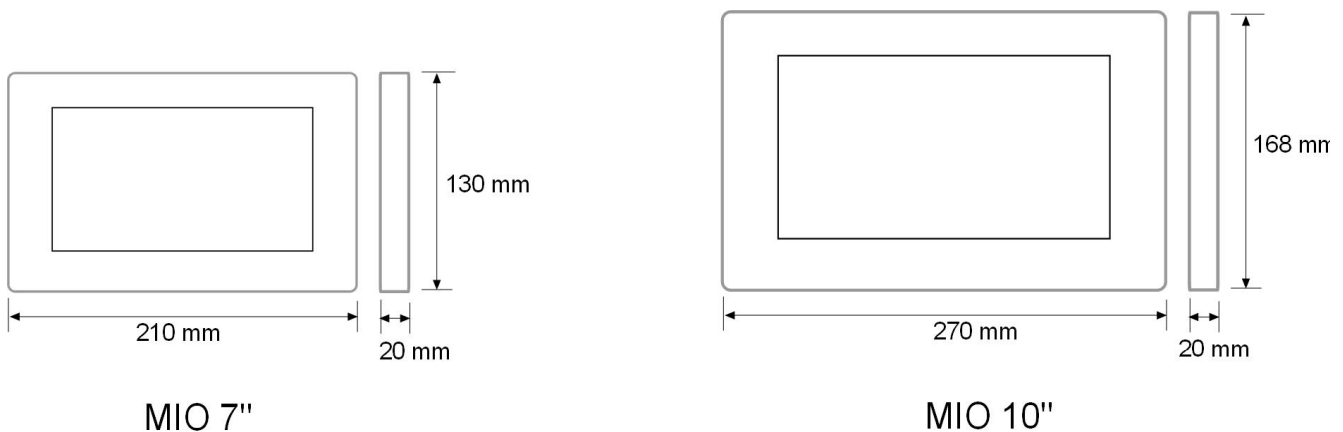
### Working Environment:

- Temperature: from -10 °C to +55 °C
- Humidity: 20 – 85% (Non-condensing)
- IP: 30

## REFERENCES

	MIO 7"		MIO 10"
952201	MIO 7" MONITOR WHITE	952701	MIO 10" MONITOR WHITE
952203	MIO 7" MONITOR BLACK	952703	MIO 10" MONITOR BLACK
9541	MIO / WIT CONNECTOR	9541	MIO / WIT CONNECTOR

## DIMENSIONS



## CONNECTIONS

PoE

POWER INPUT		RS485			
1	2	1	2	3	4
+	-	+	-	485+	485-

SIREN/SENSORS									
1	2	3	4	5	6	7	8	9	10
S	-	Z1	Z2	Z3	Z4	Z5	Z6	Z7	Z8

**MIO 7"/ MIO 10"**

**RJ-45 10/100 Base -T Ethernet/PoE**

**1-2 (+, -) : 12 Vdc. Power supply input**  
**1-4 (+, -, 485+, 485)-: 12 Vdc Output; RS485 serial port**

**1 (S),- : 12 Vdc for auxiliary siren**  
**2 (-) : Negative common for alarms**  
**3-10 (Z1 – Z8): For alarm sensors connection**

## INSTALLATION

**Surface installation (MIO 7" and MIO 10" monitor)**

The top of the flush box (Ref. 9541) is 1.6 meters from the ground plane.

Hang the monitor from the top down to the monitor connector.

V2.10-R11/2019