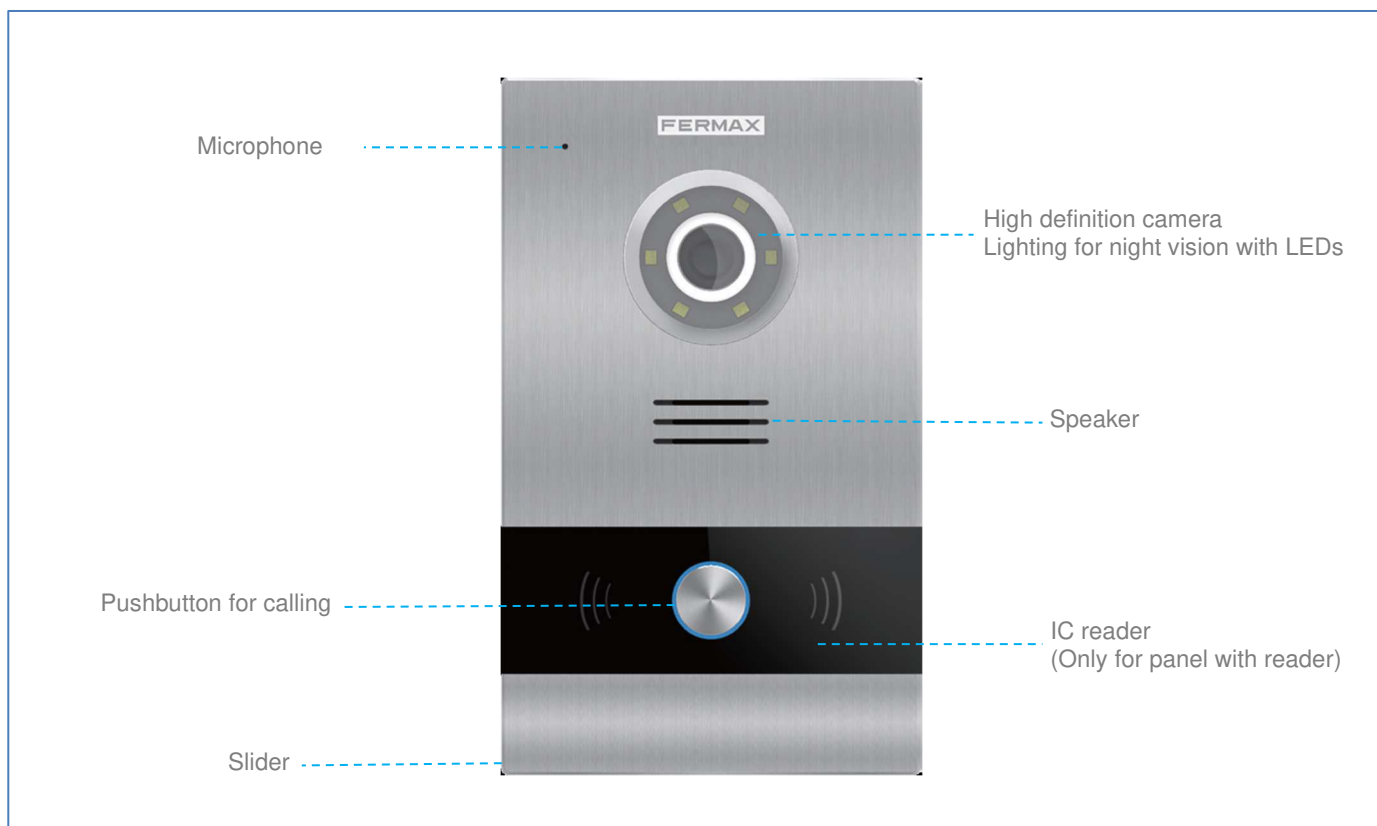


## REF.9533/9534 1/W VIDEO MILO PANEL



**1/W VIDEO MILO PANEL** is presented in two different versions: one version with IC reader, the other one without reader.

### FEATURES

- Aluminum Profile
- High Resistance Tempered Glass
- High Definition Colour Camera
- Low Power Consumption
- Wide Range Working Environment
- SIP compatible
- Linux Modular Structure
- Access Control Integrated (Only for Panel with Reader)
- Available In 10 Languages
- Remote Firmware Update
- Tags for identification in called devices

### FUNCTIONS

#### CALL TENANT

Visitors are able to call the desired tenant from 1L panel. Alternatively, it can be configured to call one guard unit acting as an emergency call panel.

### REFERENCES

- Ref. 9533 1/W VIDEO MILO PANEL
- Ref. 9534 1/W VIDEO MILO PANEL (+ PROXIMITY)
- Ref. 9543 MILO PANEL FLUSH BOX – S
- Ref. 9518 MILO SURFACE BOX-S (stainless steel)

## TECHNICAL SPECIFICATIONS

### System:

- CPU: ARM Cortex-A7 1.2GHz
- FLASH: 128M
- SDRAM: 64M

### Audio Features:

- G.711 protocol
- Audio level 17.7 dB

### Camera:

- 1/3" CMOS Color
- 90° visual angle: Vertical 72°, Horizontal 54°
- 1.3 Mega Pixels
- Minimum illumination 0.5 LUX
- AWB

### LED:

- White LED
- LM 60 mA Min. 24, Typ. 26
- View Angle 2θ1/2: 120

### Power Consumption:

- On standby: 125mA
- Working: 250mA

### Working voltage:

- 12 VDC

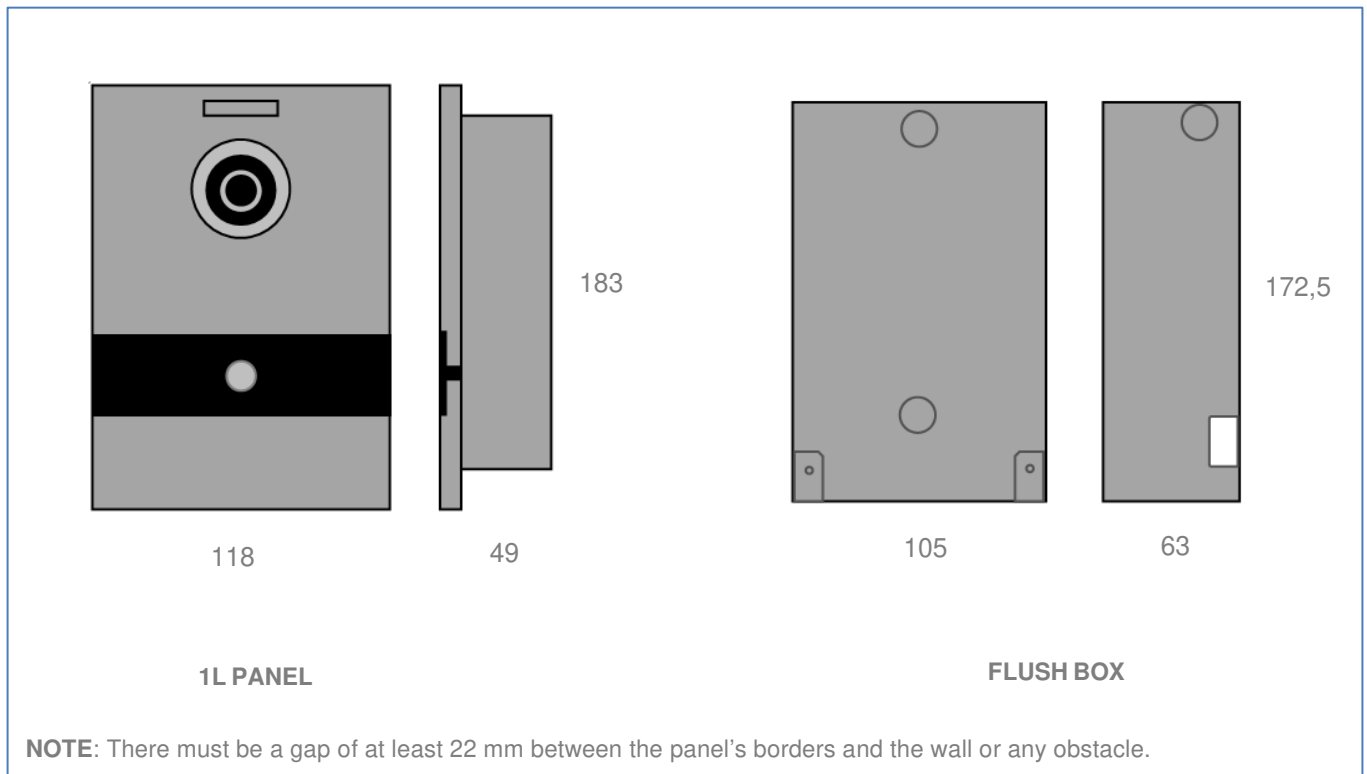
### Connectivity:

- Ethernet RJ-45 Connector
- Exit button and door sensor connection
- NO, C, NC: Door lock release connection
- Built in web server for configuration and remote management

### Working Environment:

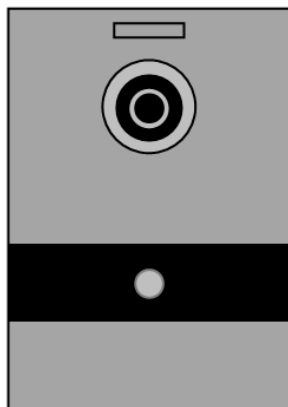
- Temperature: -40 °C – 70 °C
- Humidity: 20 – 80% (Non-condensing)
- IP 54

## DIMENSIONS (mm)



## CONNECTIONS

---



**RJ-45 10/100** Base -T Ethernet  
**+, -** : 12 Vdc power supply input  
**BS, -, NA, SP**: Exit button and door sensor connection  
**NO, C, NC**: Door lock release connection  
**485+, 485-**: RS485 serial port for spare